

**MAINTENANCE  
ENGINEERING'S**

**COMMON  
PROBLEMS**

- YELLOW LIGHT
- WASTE ENERGY
- SHORT LIFE

**NEW PREMIUM GRADE  
LUMI-TWIST™**

**CRISP  
WHITE  
LIGHT**

SIMILAR TO  
NATURAL SUNLIGHT

- BALANCED SPECTRUM
- RENDERS COLORS ACCURATELY
- LIKE TAKING THE ROOF OFF YOUR BUILDING

UP TO **83%**  
**ENERGY  
SAVINGS**

- USES LESS ELECTRICITY
- 83% LESS HEAT

Outline of A-19 lamp



**MINI  
LUMI-TWIST™  
DESIGN**

- SMALLER THAN A STANDARD INCANDESCENT
- ELECTRONIC DESIGN FOR SOFT START




MINI LUMI-TWIST™

LUMI-TWIST™

**LONG LIFE  
DESIGN**

- OUTLASTS INCANDESCENTS 24 TO 1
- RATED FOR COMMERCIAL AND INDUSTRIAL APPLICATIONS

SHORT LIFE INCANDESCENT  
FIRST BURNOUT  
AS EARLY AS



**M.E. LUMI-TWIST™  
GUARANTEED  
UP TO**



To Order Call:

UNITED STATES ... 1-800-437-4794  
CANADA ..... 1-800-268-4749  
TORONTO ..... 1-416-675-1623

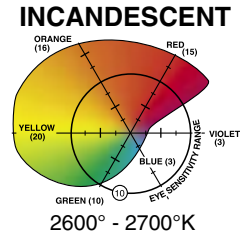
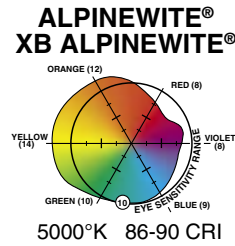
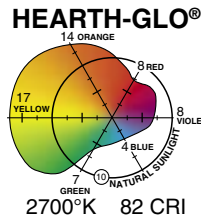


# LUMI-TWIST™ COMPACT FLUORESCENTS

## IMPROVES LIGHT QUALITY

COLOR COMPARISON		
HEARTH-GLO®	2700°K	82 CRI
ALPINEWITE®	5000°K	90 CRI
XB ALPINEWITE®	5000°K	86 CRI

HEARTH-GLO® mixes well with incandescents. ALPINEWITE® and XB ALPINEWITE® are balanced spectrum scotopically-rich colors.



SHORT LIFE INCANDESCENT (LIGHT OUTPUT)		REPLACED BY LUMI-TWIST™ (LIGHT OUTPUT)				
WATTS	MEASURED LUMENS INITIAL/AVERAGE*	WATTS	HEARTH-GLO®		ALPINEWITE®/XB ALPINEWITE®	
			MEASURED LUMENS	SEEABLE LUMENS	MEASURED LUMENS	SEEABLE LUMENS
40W	435/348	5W MINI	n/a	n/a	250	404
60W	635/508	9W MINI	n/a	n/a	450	727
60W	635/508	10W	650	692	650	1,092
75W	875/700	13W MINI	800	852	800	1,293
75W	875/700	15W	925	985	925	1,554
100W	1,350/1,075	20W	1,175	1,251	1,175	1,974
100W	1,350/1,075	23W	1,470	1,565	1,470	2,470
150W	2,375/1,900	26W	1,600	1,704	1,600	2,688
200W	3,080/2,464	40W	n/a	n/a	2,400	4,032

\* Short life incandescent average lumens are about the same as long life lumens. LUMI-TWIST™ lamps have an average 80% lumen output at end-of-life, compared to short life incandescents average of 60% lumen output at end-of-life.

## SAVES ENERGY



- UP TO 83% LESS ELECTRICITY
- REDUCES AC COSTS
- CUTS YOUR POWER BILL

INCANDESCENT LAMP	EQUIVALENT TWIST COMPACT	LIGHTING SAVINGS	A/C ENERGY SAVINGS	TOTAL SAVES
40W	5W MINI	\$61.30	\$25.59	\$86.89
60W	9W MINI	\$89.30	\$37.31	\$126.61
60W	10W	\$87.60	\$36.50	\$124.10
75W	13W MINI	\$108.60	\$45.31	\$153.91
75W	15W	\$105.10	\$43.80	\$148.90
100W	20W	\$140.10	\$58.40	\$198.50
100W	23W	\$134.90	\$56.20	\$191.10
150W	26W	\$217.20	\$90.60	\$307.80
200W	40W	\$280.30	\$116.90	\$397.20

\* AC savings based on typical need of .417 watts to remove heat caused by 1 watt in lighting energy.

\*\* Based on \$.10/kwh operated 24hr/day, 365 days/yr for 24 months.

## DIMENSIONS

### LUMI-TWIST™



**STOP** Using lamps on dimmer circuits voids warranty.

WATTS	M.O.L.	WIDTH	WEIGHT
5W MINI	3 1/2"	1 3/8"	1.4 oz
9W MINI	3 7/8"	1 9/16"	1.6 oz
10W	4 3/4"	2 3/8"	3.1 oz
13W MINI	4 1/16"	1 13/16"	1.8 oz
15W	5 3/8"	2 3/8"	3.9 oz
20W	5 1/2"	2 3/8"	4.1 oz
23W	6"	2 3/8"	4.2 oz
26W	6 1/8"	2 3/8"	4.3 oz
40W	7 1/8"	2 5/8"	6.1 oz

### LUMI-TWIST™ WITH ADD-ON REFLECTOR



Note: Reflector will not fit 40w or Mini Lumi-Twist

To Order Call:

UNITED STATES ... 1-800-437-4794  
 CANADA ..... 1-800-268-4749  
 TORONTO ..... 1-416-675-1623

**ME-DTC**  
 MAINTENANCE ENGINEERING, LTD